

WORLD
**BOOK
DAY**

6 MARCH 2025

SPONSORED BY

NATIONAL
BOOK
tokens

World Book Day 2025

Primary School Resource Bank

Contents

Introduction	2
Key tasks for school leads	3
CPD events and resources	3
Planning	4
Top tips	4
Choose your priorities	4
Classroom activities	5
Suggested activities	6
Planning resource	8
Activity bank	10
Planner for the day	16
Involving caregivers	17



Find more at : worldbookday.com/celebrate-world-book-day

Changing lives through a love of books and reading

World Book Day® is a registered charity sponsored by National Book Tokens
Registered charity number 1079257 (England and Wales) | Registered company number 03783095 (UK).



ILLUSTRATED BY VIVIAN TRUONG

World Book Day 2025

Primary Resources Bank

Welcome to World Book Day® 2025! World Book Day champions reading for fun, because it seriously improves children's lives.

Read Your Way

World Book Day's 2024 research shows that children see reading as something they have to do, rather than something they choose to do. Our Read Your Way campaign encourages everyone to let go of reading pressures and expectations and empowers children and young people to have fun discovering reading on their own terms.

At World Book Day, we know that children are more likely to love reading if:

- Someone reads to them regularly
- They find time to read
- They have books at home and at school
- They know a trusted person who can help them find the right books
- We make reading fun for them
- They are given a choice in what they read

All our activity suggestions support at least one of these six principles.

Use this pack to deliver your World Book Day reading for pleasure activities. For practical information about tokens and World Book Day, see our [Toolkit for Coordinators in Schools and Settings](#).

If you have a school library - check out our [School Library Resource Pack](#).



Key tasks for school leads


- Arrange planning meeting (PX)
- Plan World Book Day activities (Px-x)
- [Communicate activities](#) to caregivers
- Hand out World Book Day £1/€1.50 book tokens from 13 February



CPD Events and resources

Our webinars and briefing packs summarise our reading for pleasure research and suggest how to implement the in your classroom.

- [Introduction to World Book Day 2025 webinar](#): Wednesday 15 January, 4pm
- [Overcoming Barriers to Reading for Pleasure](#): made in partnership with The Open University, this series of videos discusses how to overcome barriers to reading for pleasure.
- [World Book Day Staff Briefing](#): using clips from the video series above, this editable PowerPoint provides the ideal introduction for your team to all things World Book Day.



Creating a whole-school plan for World Book Day

Use our planning tools to make your World Book Day impactful and fun.

With our Read Your Way campaign you can focus on students' individual reading preferences and passions, or encourage them to build a reading habit based on their current interests.



Our top tips:

- Find ways for children to express their reading passions or hopes.
- Explicitly teach and model core skills such as choosing and talking about books.
- Celebrate all home reading – easy reads, car magazines and audiobooks all count.
- Focus on how children want to feel and respond to their reading rather than their book knowledge.
- Consider: is this activity helping students read what they want in their spare time?
- Consider: does this activity make room for students who don't currently choose to read? Is it accessible for them?

Choose your priorities:

- Use our [audit tool](#) to identify the barriers to reading your children face. Decide on your focus for the day and plan your activities around the barriers you have identified.
- Plan an impactful celebration using our [planning tool](#) and our suggested activities.

Consider the following when planning your activities:

- Will we dress up? Decide whether dressing up is right for you this year using our dressing up page, which provides alternatives to dressing up as well as lots of cheap and easy costume ideas .
- How will you help children access the £1/€1.50 books? Everything you need to help you can be found [here](#) – including links to our digital tokens, which you can share with caregivers.
- Will you bring the celebration to your school or classroom with some World Book Day decorations? Find our downloadable materials [here](#).





A whole school celebration

- Plan a whole school World Book Day festival which showcases the six key principles of reading for pleasure.
- Start with the [World Book Day Assembly](#) to get children excited about reading.
- Create a reading-for-pleasure circuit:
 1. **Cosy reading zone:** put out blankets, cushions and boxes of books. Ask each year group to set out boxes of their favourite books for the year below.
 2. **Reading recommendation bookmarks:** invite students to [create a bookmark](#) recommending a book to one of their classmates. You could play [Book Recommendation Bingo](#) as a warm-up for this activity.
 3. **Choosing their £1/€1.50 book:** try out the activities on the £1/€1.50 book information sheets and explore our 'Look Insides' to find a match for each student.
 4. **Shared reading:** invite several teachers to pitch a book they will read aloud, so children can sign up to listen to the book they most like the sound of. Alternatively, invite older students to read aloud books that younger buddies have chosen.
 5. **Reflections assembly:** children come up with a reading challenge for themselves.
 6. **Dressing-up pack:** Invite children to make a clue to their favourite book that they can wear using our pack as inspiration.
 7. **Online events:** Take part in one of our [digital events](#).



Suggested activities

Pick one or more of these activities and run a World Book Day café with caregivers.

These activities will help children choose books they're likely to enjoy, and will encourage them to give and receive reading recommendations.

- Use the [World Book Day books](#) to show children how they might go about choosing a book
- Use the activities on the £1/€1.50 book information sheets and the 'Look Insides' to get to know the books better.
- How do you like to feel while you're reading? Focus on emotional starting points and what children hope to get out of the experience of reading.



To support celebration of home reading:

- Work with your children to create a [Reading River](#), charting the flow of children's reading from the books they loved as a baby through to texts such as recipes or instructions for favourite hobbies. We've developed this resource alongside Dr Sabine Little from Sheffield University.
- Display reading material that might prompt children to share their home reading:
 - Dual-coded books
 - Magazines
 - Comics or graphic novels
 - Headphones for audiobooks – you might also include logos of websites children use to access these.
- Invite caregivers to bring favourite family books into school or to introduce them in a video.



To create social experiences:

- Deliver the [World Book Day assembly](#).
- Join in with one of [our events](#).
- Create a reading corner as a class. What would be in it? What would it feel like to sit in? What choices would children like to be able to make?
- Plan your class reads: invite children to bring in or select books they want to hear read out loud in class and let them pitch them as the next class read.
- Model book-club conversations about texts children have in common. Find inspiration for book-club texts and questions [here](#). You might even want to provide snacks for members of your book club.
- Create opportunities for children to explore and listen to audiobooks together.
- Use the games, conversation starters and sensory activities on our [£1/€1.50 book information sheets](#) to encourage children's interest in the £1/€1.50 books.
- Create a class rap using our [MC Grammar pack](#).

□ Celebrating reader identities

Dressing up is one of a huge number of ways to celebrate children's reading identities. Check out our [dressing-up page](#) for inspiration.



Top tips if you are going to dress up:

- Let caregivers and children know that dressing up helps children recommend books to one another and express their own reading identity
- Ensure this a low-cost and low-stress activity by providing a costume rail or running a costume-making workshop in advance of World Book Day.
- If children dress up, encourage them to share their reading recommendations.
- If dressing up isn't working for you, [choose alternatives to support reading for pleasure](#). Additional themes or rules distract from the benefits of dressing up to express choice.

□ Dressing-up options

- Invite children to come wearing something that represents the kind of book they'd like to read and offer a book matching service on the day.
- Ask children to wear or carry a clue to a particular book or genre they enjoy. Explore our [dressing-up pack](#) for low-cost ideas.
- Ask children to come in an outfit they like to read in.
- Ask children to come in comfy clothes or pyjamas.
- Ask children to come in in a plain t-shirt (patterned ones can be turned inside out). Then invite children and staff to share reading recommendations specific to each child on each other's shirts.



□ Alternatives to dressing up:

- Book in a box (or jar): students create a diorama or collection of objects representing their favourite book.
- Book jam: children listen to small extracts from a number of books and vote for their favourite. Even better: ask children to suggest books to be included.
- [Reading mood boards](#): help children create a mood board using our [resource](#).
- Try [Sticks and Shadows for Play, from our partners Jigsaw Education Group](#), to encourage outdoor reading and experiences that support children's social and emotional learning.

□ Teaching key skills

- Use our ['how to choose a book'](#) resources, developed by the Love to Read team at Edinburgh University.
- Share our ['forming a reading habit'](#) resources, developed with PawPrint Family to help children plan their leisure reading time.
- Use our [Book Club resources](#) – including free book extracts – to model book-club discussions.




Planning resource

When completing the planning resource, consider the following:

- What are our students key barrier to Reading for Pleasure? How do we know?
- What are we trying to achieve with our World Book Day Celebrations?
- What are the messages we want to share with parents?
 - What's the message?
 - How and when will it be communicated?
 - Whose job is it?
 - Is it booked in?


Download our editable Planning Resource [here](#).



Planning resource

- What are our students key barrier to Reading for Pleasure? How do we know?
- What are we trying to achieve with our World Book Day Celebrations?
- What are the messages we want to share with caregivers?
 - Think about:
 - What's the message?
 - How and when will it be communicated?
 - Whose job is it?
 - Is it booked in?

Purpose and rationale	Activity	Resources needed	What's the timeline for this activity?	Share with caregivers?	Success markers	Reflection
To ensure all children are clear about the purpose of the day	World Book Day Assembly	Assembly powerpoint	Before During After	Yes - parents will be invited to virtually join the assembly to gain an understanding about our World Book Day activities.	Teacher feedback on likes/dislikes/ questions following the assembly	
To explore and share home reading identities	Home language reading river	Paper and pens		Yes - we will invite caregivers to talk to the children over half term and to come into school to work with their children on the day.	Children feel more confident to talk about what they are reading at home. Caregivers will reflect more on home reading culture in their interactions with school. Staff will feel more confident in talking to children about what they are reading at home and making recommendations	



Planning resource

What are our students key barrier to Reading for Pleasure? How do we know?

What are we trying to achieve with our World Book Day Celebrations?

Purpose and rationale	Activity	Resources needed	Timeline for activity	Share with caregivers?	Success markers
To ensure all children are clear about the purpose of the day.	World Book Day Assembly	Assembly powerpoint	Before During After	Yes: caregivers will be invited to join the assembly virtually, so they understand more about World Book Day.	Teacher feedback on likes/ dislikes/ questions following the assembly
To explore and share home reading identities.	Home language Reading River	Paper and pens		Yes: we will invite caregivers to talk to the children over half term and to come into school to work with their children on the day.	Children feel more confident to talk about what they are reading at home. Caregivers reflect more on home-reading culture in their interactions with school. Staff feel more confident in talking to children about what they are reading at home and making recommendations.

What are the messages we want to share with parents?

Think about: - What's the message?

- How and when will it be communicated?
- Whose job is it?
- Is it booked in?

Reflections:

Reading mood board activity

WHERE DO YOU WANT TO BE?

**WHAT DOES READING
FEEL LIKE FOR YOU?**

**HOW DO YOU WANT
READING TO FEEL?**

MY 'NEED TO READ' LIST

HOW DO YOU LIKE TO READ?

Reading River activity

Five steps to creating a river of (multilingual) reading:

1. **Think back to when you were little: who were the people reading with you?** Ask them for help to remember which books and other texts were important to you then, and what languages they were in.
2. **Think beyond books:** in a river of reading, all texts matter. Is reading messages from your friends important, or reading a particular magazine? Do you love cooking and read recipes? Do you read as part of gaming, or to follow celebrities online? It all counts, and it all matters!
3. **'Important' doesn't always mean 'favourite'.** In fact, some reading might be important because you didn't enjoy it at all, or because it was super-hard. Or perhaps it links to a special person: a book received from a grandparent, or something you read together with a friend. It could also be what a book stands for: the first book you read in a specific language or the first thing you read after moving to a new country. You, and only you, decide what is important and why.
4. **Think about the languages you speak, and when and where they come into your river of reading.** Has this changed over time, or is it different for different things you read (books, magazines, webpages, gaming, etc)?
5. **Your river of reading is your story, so make sure you tell it.** You can present it at school, share it with family and friends or even record yourself presenting it.

Dr Sabine Little, University of Sheffield, for World Book Day

Discover more about Rivers of Reading [here](#)

Share your Reading River on social media – tag [@WorldBookDay](#) with [#WorldBookDay](#)
[#ReadYourWay](#)

World Book Day® is a registered charity, company and trademark

Book recommendation Fortune teller

Instructions:

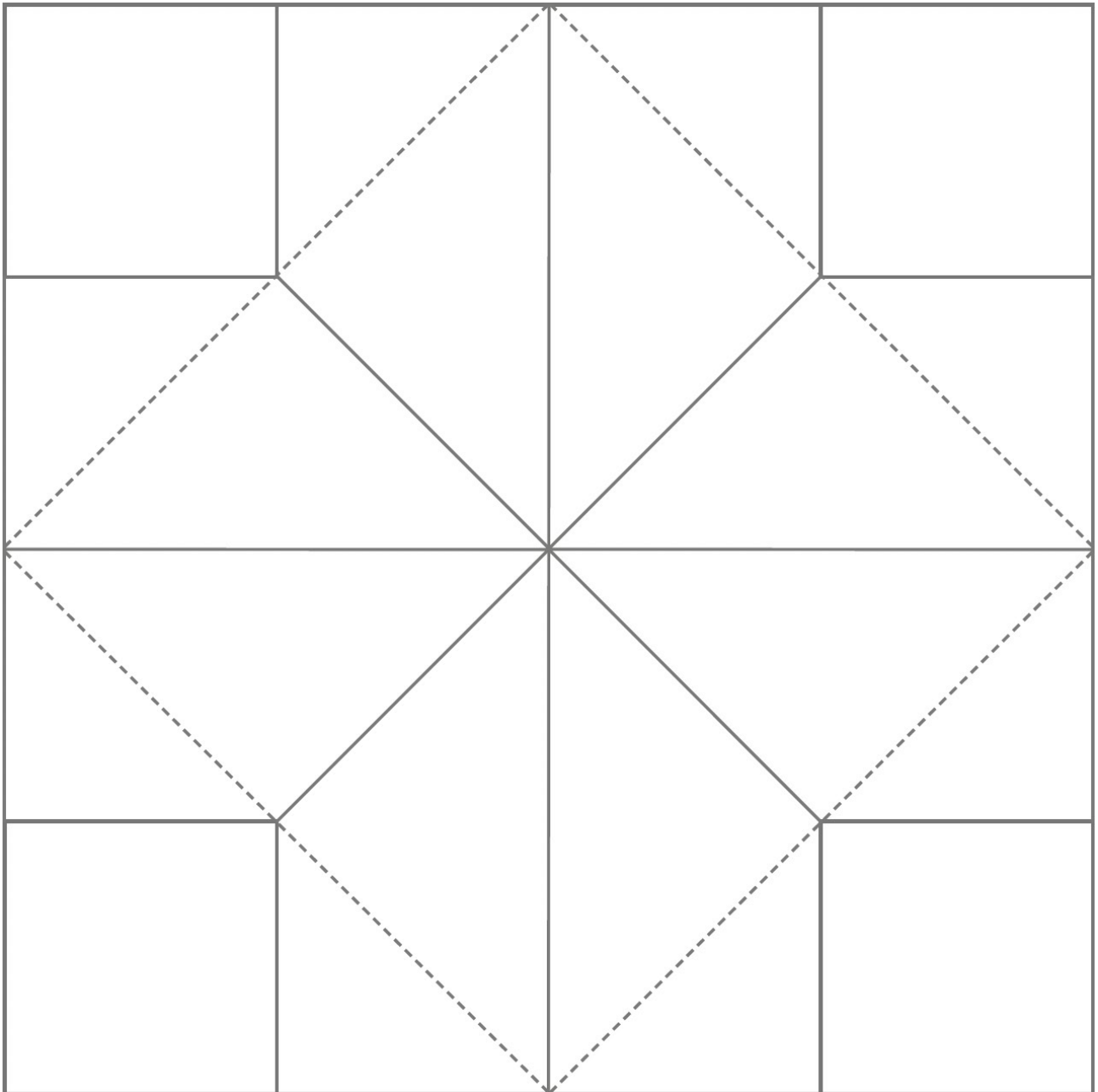
Using the Fortune teller template on the next sheet, create your own Book recommendation Fortune teller.



1. Write a colour or another single word clue in each corner square
2. Write the numbers 1-8 on the small triangles
3. Write 8 book recommendations in the centre triangles.
4. Cut out the square and turn it upside down
5. Fold each corner into the centre – use the lines to guide you
6. Turn the paper back over and fold the corners into the centre again
7. Fold in half – you should see the 4 squares with your colour or single word clue
8. Wiggle your fingers under the flaps to open up your fortune teller
9. Try it on your friends!

Challenge edition:

Try and create trails to particular book – think about the number of letters there are in each of your first clues and which numbers they reveal.



Book recommendation Fortune teller template





MY READING DOODLES

DOODLE ALL THE THINGS THAT MAKE READING FUN FOR YOU. THINK ABOUT WHAT YOU'RE READING, HOW YOU'RE READING IT, WHERE YOU ARE, WHAT YOU'RE EATING, WHAT YOU'RE LISTENING TO.



World Book Day® is a registered charity, company and trademark



WORLD BOOK DAY

READ YOUR WAY



HERE'S MY IDEA FOR WHAT TO READ NEXT

.....

.....

YOU'LL LOVE THIS BECAUSE

.....

.....

FIND OUT MORE AT WORLDBOOKDAY.COM

World Book Day® is a registered charity, company and trademark



WORLD BOOK DAY

READ YOUR WAY



HERE'S MY IDEA FOR WHAT TO READ NEXT

.....

.....

YOU'LL LOVE THIS BECAUSE

.....

.....

FIND OUT MORE AT WORLDBOOKDAY.COM

World Book Day® is a registered charity, company and trademark



WORLD BOOK DAY

READ YOUR WAY



HERE'S MY IDEA FOR WHAT TO READ NEXT

.....

.....

YOU'LL LOVE THIS BECAUSE

.....

.....

FIND OUT MORE AT WORLDBOOKDAY.COM

World Book Day® is a registered charity, company and trademark



WORLD BOOK DAY

READ YOUR WAY



HERE'S MY IDEA FOR WHAT TO READ NEXT

.....

.....

YOU'LL LOVE THIS BECAUSE

.....


.....

FIND OUT MORE AT WORLDBOOKDAY.COM

World Book Day® is a registered charity, company and trademark



Planner for your day



Whether you're planning months in advance or the night before, make sure your **WORLD BOOK DAY** is a joyful celebration of reading for pleasure.

The big World Book Day playground book swap	<p>Invite children and caregivers to bring in books to swap at drop-off.</p> <p>Cover your classroom doors or drop-off areas with brown paper and invite children and caregivers to write (or draw) their book recommendations on them.</p>
Assembly	<p>Use our editable assembly pack, developed with Shapes for Schools, to create a World Book Day assembly. There are also plenty of ideas here that can be used in the classroom.</p>
Classroom lesson	<p>Try our new Reading Mood Board activity to understand how your children want to experience reading, and give them the opportunity to make recommendations to each other.</p>
Outdoors	<p>Invite your Year 5 and 6 children to lead the games and activities from the information sheets, related to each £1/€1.50 book.</p> <p>Try fantastic outdoor activities from our partners Jigsaw Education.</p>
Join the party	<p>Sign up for the BBC Live Lesson, National Literacy Trust Footy and Booky Quiz or the Pobble Writing adventure.</p>
Choose your books	<p>Use our YouTube videos, book information sheets and Look Insides to share books with the children. Then invite them to choose a book. Use our downloadable bookmarks to record their choices.</p>
Home time	<p>Hand out a £1/€1.50 book token to every child, and explain how to redeem the token and where they might find £1/€1.50 books near them. Use our caregivers' communication toolkit for advice on sharing information with caregivers.</p>



Involving caregivers

This year, our new [caregivers' communication toolkit](#) will give you the World Book Day information you need to share with caregivers. You'll find everything you need here, from our research results to ways to invite caregivers to join the celebrations.

Ideas for half term: encourage families to read together at home



Share our pack of [low-cost dressing-up ideas](#) with families to help them create World Book Day costumes.



Caregivers can find our free book-club activities, book recommendations and much more at: worldbookday.com/families

Find out about your [local library's](#) World Book Day plans and encourage children to use the library's free services.




Explore [World Book Day's free audiobooks](#) provided with the support of publishers and our audio partner YOTO.



Younger children will enjoy watching our [Share A Story Corner](#) videos at home. These easy-to-follow video stories include *Ruby's Worry*, by Tom Percival, *Dear Zoo*, by Rod Campbell, and *Elmer*, by David McKee. There are downloadable activity packs to accompany each story.

Invite children to complete the [Pawprint Family challenges](#). Reward them with an exclusive World Book Day badge*.



Invite families to create their [Reading Rivers](#), ready to share on World Book Day.