

AUTHOR AND ILLUSTRATOR MASTERCLASSES

NOTES FOR TEACHERS & LIBRARIANS

SOPHY HENN CREATE YOUR OWN COMIC STRIP CHARACTERS



BEFORE WATCHING THE VIDEO AND READING THE EXTRACT:

GET IN THE ZONE!

In her film, Sophie says that one of the things she loves about her Bad Nana stories, is that she has fun with the idea of the 'responsible adult'. Often it is left up to Jeanie to be the sensible one, and her grandmother – Bad Nana – is the one misbehaving!

To get children into the right frame of mind for creating their own comic book duo, ask pupils to get into pairs and think about all the adults in their life. What are they like? Are they ever silly, cheeky, or play practical jokes? Ask pupils to take it in turns to act-out and impersonate some of the naughty or silly things they have seen adults do. They should try to come up with as many different impersonations of people as they can!

Children should decide who the naughtiest or silliest adult is that they know and explain why. This person is going to give them inspiration for their comic book duo later on!

AFTER WATCHING THE VIDEO AND READING THE EXTRACT:

Taken from pages 1-24 of Bad Nana: That's Snow Business (you can download the extract at worldbookday.com/online-masterclasses/create-your-own-comic-strip-characters).

DISCUSSION QUESTIONS

1. What do you learn about Jeanie on pages 8-9 from the text as well as the illustrations?
2. Who gets on Jeanie's nerves on pages 10-11? Why do you think she says that her house 'feels very small' sometimes? Do you ever have similar feelings to Jeanie?
3. How would you describe Jeanie's relationships with her friends Marcy, Wilf, and Sukey? How might they feel about their homes and family?
4. Who is Jeanie's 'favourite bit of family' on page 14? What is your impression of her from the illustrations on pages 15-17?
5. Where does Bad Nana get her nickname from? Does she remind you of anyone you know?
6. What is unusual or special about Bad Nana on pages 22-24? Underline some of your favourite descriptive words from the passage.
7. What makes Bad Nana a great character for a story? Why do you think Jeanie loves her so much?

FUN ACTIVITIES

ACTIVITY 1: EMPATHISING WITH ADULTS

Sophy explains that sometimes when we look at or think about older people, we forget that ‘actually, they were once giggling at the back of class.’

- In an area with lots of space, start by lying on the floor and thinking about an adult you know (the older, and sillier the better!) Think about how your body might move or feel different as you get older. How might your daily routine be different too, for example, no longer going to school?
- Then, spend about 5 minutes acting out your day as an older person from the moment you wake up. Afterwards, discuss has this made you think differently about growing old? Why might being older sometimes be frustrating? What wrong ideas might society have about you just because you’re older?

ACTIVITY 2: SKETCHING FEELINGS

Sophy explains how Bad Nana’s appearance and her facial expressions are important because they reflect how she’s feeling, as well as telling us about her character, e.g. her enormous glasses and her bag for keeping her whoopee cushion in!

- Using an older person you know as inspiration for your own ‘bad’ character, draw three sketches of them when they are 1) happy, 2) feeling mischievous, and 3) cross. As Sophy does with Bad Nana, think carefully about your character’s appearance and mood in your drawings, perhaps changing some things about them so that they stand out in your comic later.
- Take Sophy’s advice and keep your drawings quite simple as you will be drawing your character three times!

ACTIVITY 3: DEPICTING RELATIONSHIPS IN COMIC STRIPS

Sophy explains that in comic book duos, you have ‘two personalities that can bounce off each other and create really fun stories’, e.g. although

they have lots in common, Jeanie can get very embarrassed but Bad Nana doesn’t care what people think!

- Think about the last line from the Bad Nana extract, ‘it all went a bit wrong’. Use this idea and the template attached to create your own comic book strip. Your comic will be based on you and the ‘bad’ character you created in Activity 2 and could be about a prank or some mischief that your ‘bad’ character gets you into.
- Take Sophy’s advice and consider your comic book duo’s ‘relationship and how they work together and sometimes against each other during their adventures’. Don’t forget to show your characters’ feelings through their facial expressions and appearance!

SHARE A STORY

Who are your favourite fictional duos? Why? Take ten minutes to share your favourite duos and your reasons for choosing them with your classmates, teachers, friends or family members. Write a statement explaining how you will use them as inspiration in creating your own comic book duos, inspired by Sophy Henn’s film!

SPARK YOUR IMAGINATION...

AN INSPIRING SHARE A STORY CHALLENGE FOR YOU from Sophy Henn...

Come up with your own comic book duo. Think of the different personalities and how they work together, but also how they are different. Then, make your own comic strip for them! When you have finished, swap over and share your comic strip with a friend. Talk about the brilliant ‘bad’ characters you have created and rate how naughty they are. Finally, what do you like best about each other’s illustrations and the story?


DID YOU KNOW?

There are more brilliant Masterclass films and resources featuring amazing authors and illustrators over at worldbookday.com/online-masterclasses. Don’t miss out, download them today!

FIRST THINGS


FIRST ...

...fold your template and cut along the solid line.



NEXT ...

...fold your template in half lengthways, pinch the sides and push gently, so the cut opens.




Push this side this way

And push this side this way


T'DAA...

...you should now have something that looks like this...



NOW ...

...fold it flat and at last your comic is ready to be filled with your brilliant ideas...



HOORAY!

You have made your comic, now the fun can start and you can fill it with what ever story you like. Just don't forget to share it and HAVE FUN!

Sophy Henn



cut along the solid line ✂

fold along the dashed lines