

WORLD
**BOOK
DAY**

Supertato Bubbly Troubly! Activity Pack



This pack has been created to use in conjunction with the *Supertato Bubbly Troubly!* storybook video in World Book Day's [Share A Story Corner](#).



Enjoy watching the video together; **look at the pictures, listen to the words, talk about it together and then have fun completing the activities.**

The activities are designed for children in [Early Years](#) and [Years 1 & 2](#) to help develop confidence in reading together as a family at home or in school/nursery.

Supertato Bubbly Troubly! is part of the blockbuster series from **Sue Hendra** and **Paul Linnet**, published by Simon & Schuster. To find out more about the series visit simonandschuster.co.uk and for other video stories in the series visit worldbookday.com/share-a-story-corner.

Find more storybook videos & activities at worldbookday.com/share-a-story-corner/

SPONSORED BY



Changing lives through a love of books and shared reading.

World Book Day® is a registered charity sponsored by National Book Tokens.

Create your own bubbly experiment



Supertato banishes the bubbles using a simple bar of soap.
Why not see for yourself whether this works?



Run your own bubbly experiment

YOU WILL NEED:

- A bowl or your bedtime bath
- Bubbly or Troubly bubble bath
- A bar of soap

WHAT TO DO:

- Fill a bowl or your bath with some water and your bubbly or troublly bubbles (if you're using a bowl give it a mix or a whisk to get the bubbles going).
- Now wash your hands in the bubbly water with a bar of soap.

Observations:


What happened to the bubbles?

Write or draw your answer here.

Put on a Supertato puppet show



Make your own set of puppets to get in bubbly trouble



YOU WILL NEED:

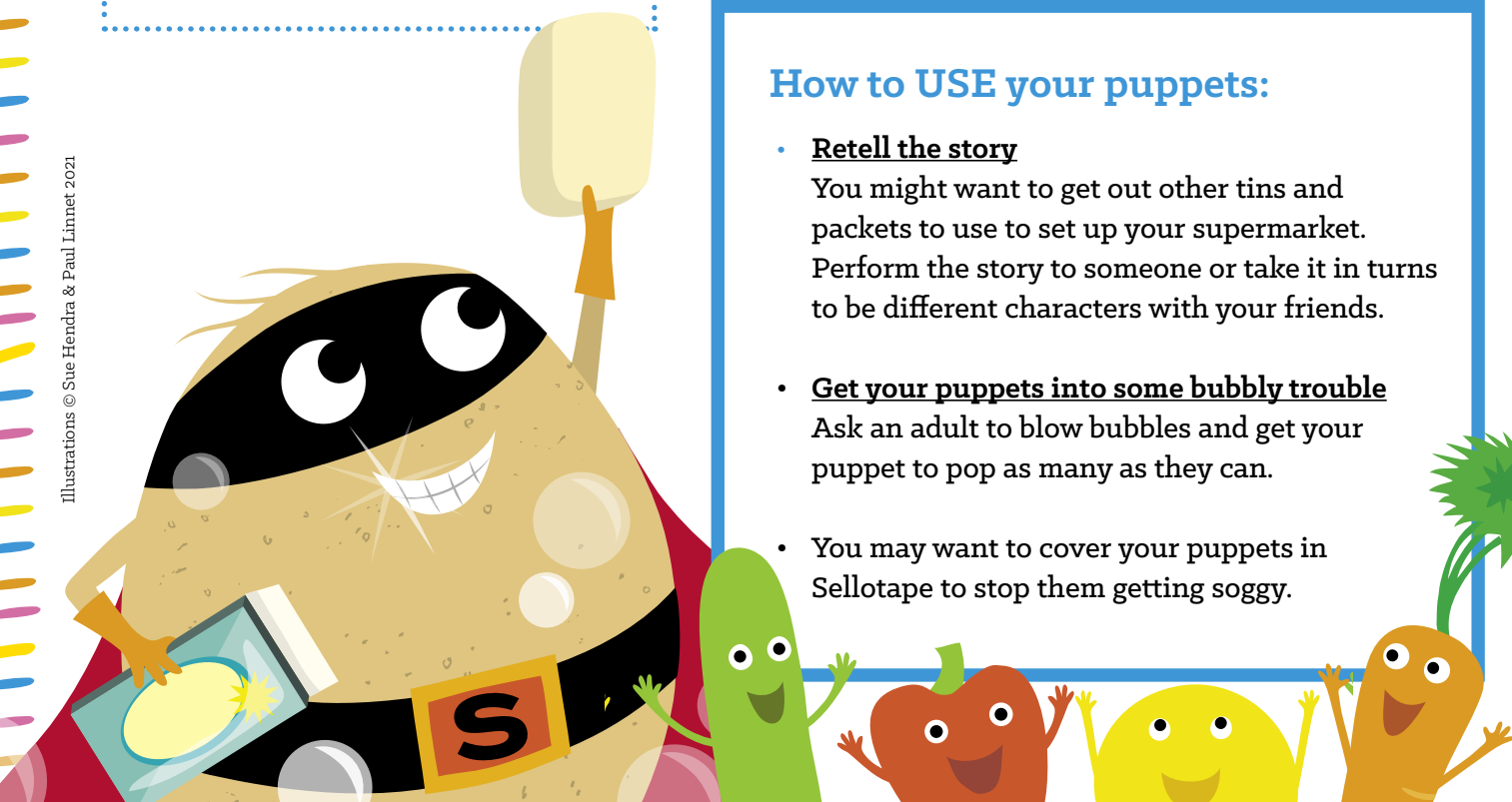
- Scissors
- Glue/tape
- Lolly sticks/straws (optional)

WHAT TO DO:

- 1 With an adult's help carefully cut out each of the characters.
- 2 To use as finger puppets – measure the band around your finger and stick using Sellotape or glue.
- 3 To use as hand puppets – cut off the band and stick to a straw, lolly stick or stick from the garden or park.

How to USE your puppets:

- **Retell the story**
You might want to get out other tins and packets to use to set up your supermarket. Perform the story to someone or take it in turns to be different characters with your friends.
- **Get your puppets into some bubbly trouble**
Ask an adult to blow bubbles and get your puppet to pop as many as they can.
- You may want to cover your puppets in Sellotape to stop them getting soggy.



Find more storybook videos & activities at worldbookday.com/share-a-story-corner

WORLD
BOOK
DAY

Put on a Supertato puppet show



Cut out the
characters
and words



KERPOW



MWAH HA HA HA HA

Illustrations © Sue Hendra & Paul Linnet 2021

Find more storybook videos & activities at worldbookday.com/share-a-story-corner

SPONSORED BY
**NATIONAL
BOOK
tokens**

Changing lives through a love of books and shared reading.



World Book Day® is a registered charity sponsored by National Book Tokens.

WORLD
BOOK
DAY

Draw your bubbly creations



The veggies have lots of fun making bubbly creations in the bath from bubbly beards to a Bubble-A-Saurus. What would you make with bubbles in the bath? **Draw** and **colour** your ideas in the bubbles below or ask an adult to photograph your best bubbly creations and stick them in the bubbles.



More to talk about

I wonder if you can think
of a time when you had
a tricky problem to solve
– did anyone help you?

Illustrations © Sue Hendra & Paul Linnet 2021

Find more storybook videos & activities at worldbookday.com/share-a-story-corner

SPONSORED BY



Changing lives through a love of books and shared reading.

World Book Day® is a registered charity sponsored by National Book Tokens.