


IN PARTNERSHIP WITH

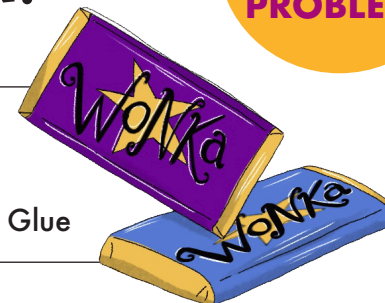


MAKE YOUR OWN GIANT CHOCOLATE BAR!


**NO
PRINTER?
NO
PROBLEM!**

YOU WILL NEED:

- | | | |
|--|---|--|
| <input type="checkbox"/> An empty cereal box | <input type="checkbox"/> A4 Paper – coloured or white | <input type="checkbox"/> Scissors |
| <input type="checkbox"/> Foil wrap | <input type="checkbox"/> Coloured pens/pencils | <input type="checkbox"/> Sellotape or Glue |


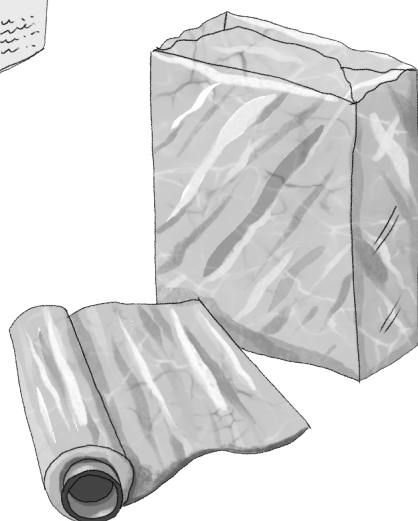


INSTRUCTIONS



1 Tape your empty cereal box closed.

2 Wrap your box in foil (silver or gold), to make the foil wrapper. Use tape or glue to fix foil to box.



TOP TIP:
Don't stick the wrapper on to the box until you've decorated it!

3 Stick as many pieces of paper together as you need to be able to make the outer paper wrapper. This should reach all the way around the middle of box.



4 Design and decorate your paper wrapper. Then use tape to stick around the box.

**IF YOU HAVE
A PRINTER:
You can use the
template on
next page**



If you have extra time or paper left, you could make your own golden ticket and hide it under the paper wrapper!



**A World Book Day® 2026
£1/€1.50 book**


World Book Day® is a registered charity, company, and trademark.

**ROALD
DAHL**

**CHAOS
AT
THE
CHOCOLATE
FACTORY**



IN PARTNERSHIP WITH



MAKE YOUR OWN GIANT CHOCOLATE BAR!



Wonka



**A World Book Day® 2026
£1/€1.50 book**

World Book Day® is a registered charity, company, and trademark.

Follow the instructions on page 1 (steps 1-4). Colour in or
decorate this template and attach to your paper wrapper.



CHAOS AT THE CHOCOLATE FACTORY

**ROALD
DAHL**