

What on Earth!

Design your own 'ASK ME FOR A FACT!' head band

YOU WILL NEED:

A piece of paper ☐


Thin card (e.g. an old cereal box) ☐

Scissors ☐

Hole punch ☐

Colouring pens, pencils or crayons ☐

String or elastic ☐



INSTRUCTIONS:







- ★ Print out the head band template on the next page.
- ★ Stick the head band to a piece of card to make it stronger.
- ★ With the help of a grown-up, cut around the dotted lines and punch a small hole on both sides of the head band.
- ★ Grab your colouring pens or pencils and decorate your head band.
- ★ Tie string or elastic through the holes, allowing you to wear the head band.
- ★ Make a list of your favourite facts or grab your favourite book of facts.
- ★ You are ready to be asked for a fact!

**NO PRINTER.
NO PROBLEM!**


Create your own head band.
Draw the head band design from the next page onto thin card. You can have this on your screen to look at.
The rectangle should be about 25cm long by 5cm wide.
Then follow the instructions below to finish your head band.

DISCOVER TRAILS OF FUN FACTS WITH

FACTopia!







What on Earth!

No printer? No problem! Create your own clothes of many facts!

YOU CAN ADD
AS MANY
FACTS OR
ITEMS AS YOU
LIKE

INSTRUCTIONS

YOU WILL NEED:


One item of clothing,
e.g. scarf, coat, jumper,
cardigan or t-shirt ☐

3+ pieces of paper
or 3+ things you
can carry ☐

Safety pins or string ☐

Paper ☐

Pencil or pen ☐



USING ITEMS / OBJECTS

★ Find 3+ objects from home
which you know a fun fact or
story about.

★ Attach the objects to your
clothing with string or
a safety pin. Ask an adult
to help you.

*Or you can put your
items into a pocket if your
clothing has one.*

★ Write 'Ask me for a fact'
on a piece of paper and
attach this to your item of
clothing or carry it with you.
*Or make your own head band
(find out how on the first
page).*

USING PAPER

★ Think up 3+
facts or stories.

★ Write or draw these on
separate pieces of paper.

★ Fold each piece of paper
in half.

★ Pin or tape the facts to
your item of clothing.

★ Write 'Ask me for a fact' on
a piece of paper and attach
this to your item of clothing
or carry it with you.
*Or make your own
head band.*

REMEMBER:

Choose an item of
clothing that you
are happy to pin or
stick facts/items to.
It could get damaged
during the day.

Ask permission
before you take
anything from
home into school.

Choose something
that you don't
mind losing.



You are ready!

