

# HOW TO DRESS UP LIKE



FLIPPER



YOU WILL  
NEED:

Scissors

Colouring pens

Sticky tape

## INSTRUCTIONS:

Ask a grown-up to help cut out around the flippers, feet and strips on the following pages

Colour in and/or decorate your flippers and feet

Loop each strip into a band wide enough to fit around your arm and tape in place


Tape each band to the underside of each flipper

Tape a foot to each of your shoes

Choose your time-travelling era and pick your favourite accessories (e.g. sunglasses and beach shorts, hat and scarf, or white sheets for a toga!)

Waddle like Pablo and Splash!

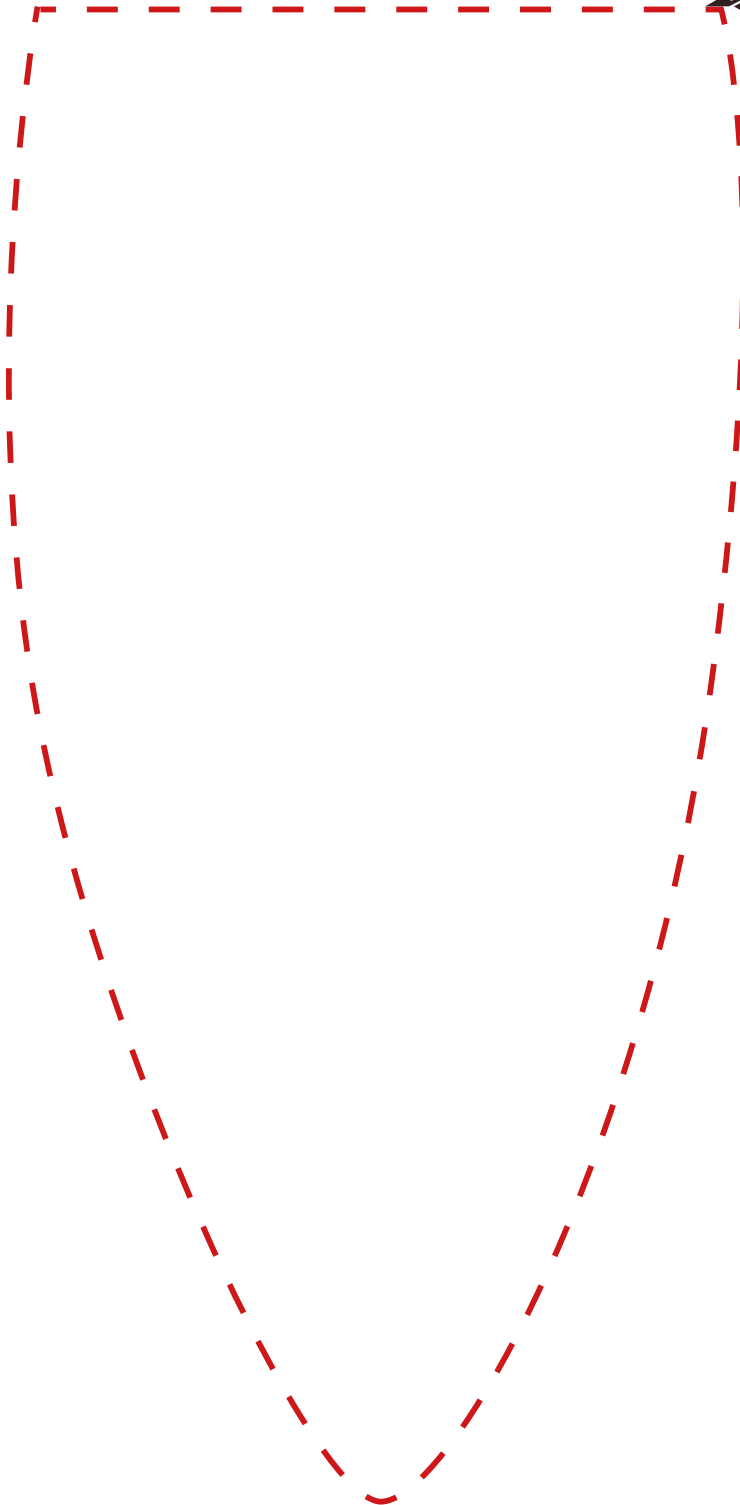





HOW TO DRESS UP LIKE



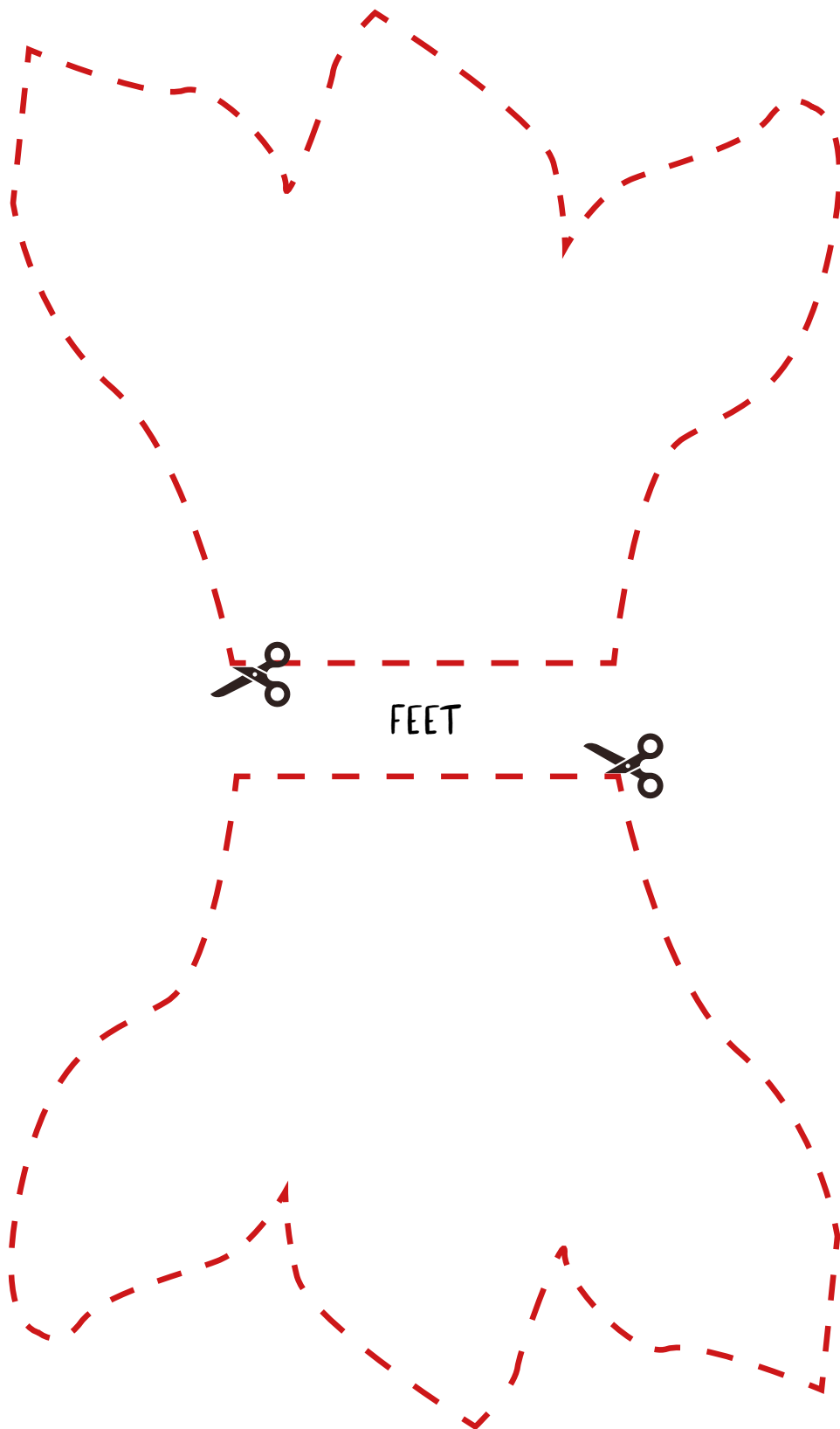
FLIPPER





# HOW TO DRESS UP LIKE

# PABLO AND SPLASH



No printer? No problem!

HOW TO DRESS UP LIKE

# PABLO AND SPLASH

## YOU WILL NEED:

Cardboard  
Paper  
Colouring pens  
Scissors  
Sticky tape



## INSTRUCTIONS:

Find some cardboard (like a cereal box or empty delivery box) and draw two large flippers and 2 feet

Ask a grown-up to help cut out the shapes

Colour in and/or decorate your flippers and feet

Cut 2 strips of paper and loop each strip into a band wide enough to fit around your arm and tape in place

Tape each band to the underside of each flipper

Tape a foot to each of your shoes

Choose your time-travelling era and pick your favourite accessories (e.g. sunglasses and beach shorts, hat and scarf, or white sheets for a toga!)

Waddle like Pablo and Splash!