


SKANDAR

IN PARTNERSHIP WITH



DRESS UP LIKE A UNICORN RIDER!

You will need:

- Black t-shirt
- Black trousers
- A jacket or jumper the colour of your element
- Home made elemental badge



TIP:

You can even draw a hatchery wound on your right hand with a skin-safe body art pen!

To dress like **Skandar** you'll need:

- Blue jacket or jumper
- Water or Spirit Element badge
- Black scarf
- Mutation: Transparent skeletal left forearm (Ask an adult to draw bones on your left arm with face paint)



To dress like **Flo** you'll need:

- Green jacket or jumper
- Earth Element badge
- Mutation: Silver shot through her hair. (Add silver to your hair with temporary coloured hair spray)



To dress like **Mitchell** you'll need:

- Red jacket or jumper
- Fire Element badge
- Mutation: Flaming hair (Add red and/or orange to your hair with temporary hair spray)



To dress like **Bobby** you'll need:

- Yellow jacket or jumper
- Air Element badge
- Mutation: Grey feathers on arms (Create a cuff with some rolled paper and sticky tape. Glue on some feathers, roll it around your forearm and secure with more tape)




A.F. STEADMAN

—• NUMBER ONE BESTSELLER •—

World Book Day® is a registered UK trademark owned by World Book Day Limited. The associated logo is the subject of a pending UK trademark application.

SKANDAR



CREATE YOUR ALLIED ELEMENTAL BADGE TO ATTACH TO YOUR COSTUME

You will need:

- Paper
- Scissors
- Sticky tape



Instructions:


1. Print out the elements below
2. Pick your allied element if you know it or the element of your favourite character
3. Ask an adult to help you cut it out
4. Cut a medium size piece of sticky tape. Make a loop so that the sticky part is on the outside. Attached it to your elemental symbol and stick it to your costume. You are now a Unicorn Rider!
5. *Alternatively, use a safety pin to secure this to your costume. Get an adult to help you with this.



A.F. STEADMAN

—• NUMBER ONE BESTSELLER •—

SKANDAR




NO PRINTER? NO PROBLEM! MAKE YOUR OWN ELEMENTAL BADGE!

You will need:

- Paper
- Colouring pens or pencils
- Scissors
- Sticky tape

Instructions:

1. Choose your elemental badge
2. Redraw or trace your element of choice. Colour it in with the correct elemental colour e.g. red for fire, blue for water
3. Ask an adult to help you cut it out and attach it to your top.
4. Perfect! You are now a Unicorn Rider!



A.F. STEADMAN

—• NUMBER ONE BESTSELLER •—

World Book Day® is a registered UK trademark owned by World Book Day Limited.
The associated logo is the subject of a pending UK trademark application.