


IN PARTNERSHIP WITH



# THE BIG BANG!

## MAKE YOUR OWN CAT EARS

Be just like Rocky, Halo and Casper with your very own cat ears, this World Book Day!

### What you'll need:

- Your cat ear template
- Cardboard: (Like from a cereal box or tissue box) to make your ears strong
- Scissors
- Pencil
- Glue or Sellotape
- Something to wear them on: A headband OR a long strip of paper for a paper crown OR pipe cleaners (2-3)
- Fun stuff to decorate with: Crayons, markers, glitter, stickers – get creative!



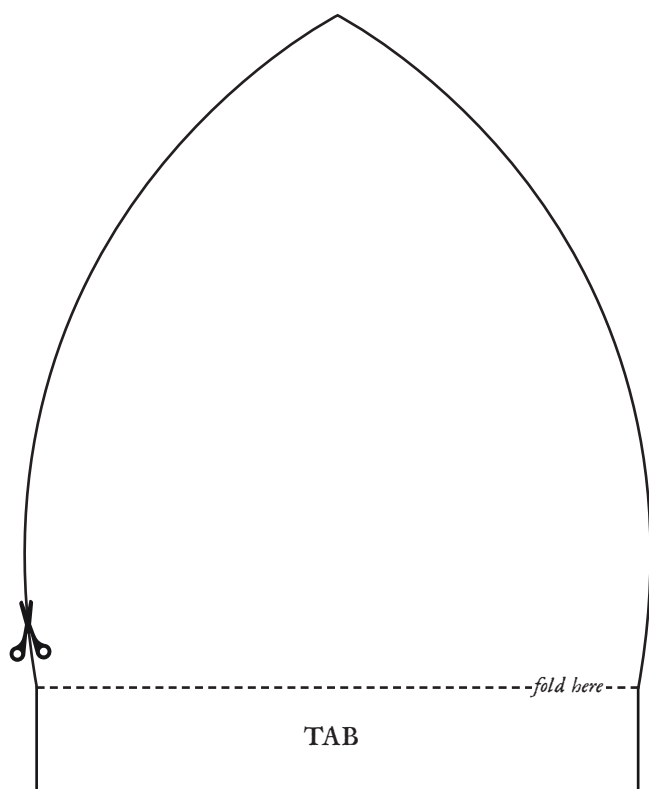

World Book Day® is a registered charity, company, and trademark.



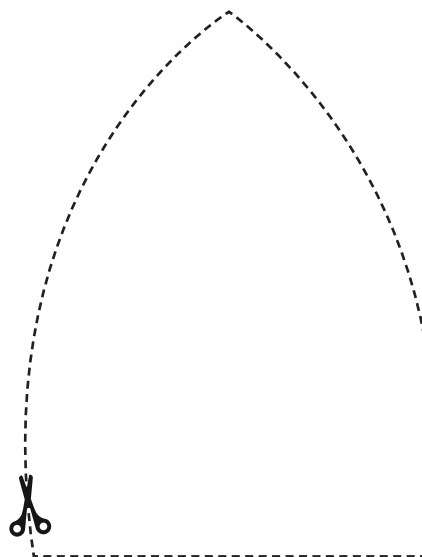
Content taken from:  
*The Big Bang*

A WORLD BOOK DAY® 2026 £1/€1.50 BOOK

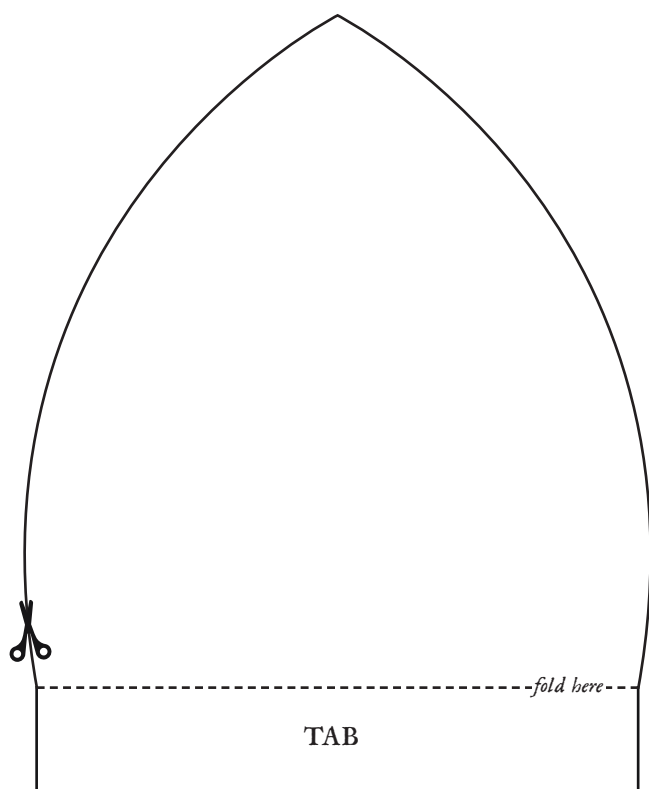
IN PARTNERSHIP WITH



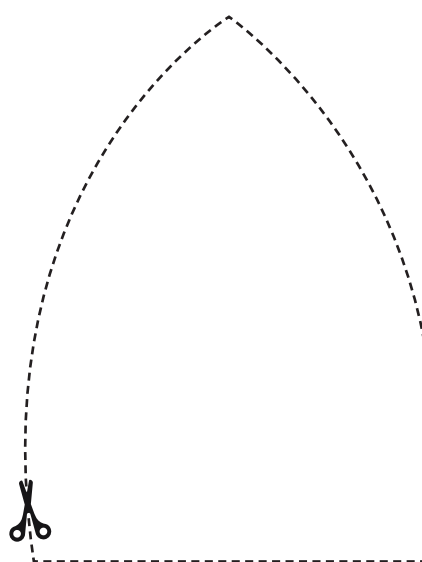
Main Cat Ear



Inner Cat Ear



Main Cat Ear




Inner Cat Ear

World Book Day® is a registered charity, company, and trademark.



Content taken from:  
The Big Bang  
A WORLD BOOK DAY® 2026 £1/€1.50 BOOK





## Let's make cat ears

1. Print out the cat ear template and carefully cut along the lines.

**No printer? No problem! You can draw your own cat ears straight to your cardboard**

2. Trace around your cat ears onto cardboard with a pencil and cut them out. Glue your paper and cardboard ears together to make them strong.
3. Use your crayons, markers, or glitter to decorate your ears.

*Will you have grey fur like Rocky, white fur like Halo, or golden fur like Casper?*

4. Fold the Tab at the bottom of your ear away from the front.
5. Choose from Option A, B or C below to create a headband or crown that you can attach your ears to with glue or sellotape.

### Option A: Headband

Put some glue or sellotape on the folded tab of the ears and stick them to a headband. Press and hold until it sticks really well. Wait for the glue to dry completely before you wear them.

### Option B: Paper Crown

Cut a long strip of paper that goes all the way around your head.

It should be about two fingers wide. Stick the ends of the paper strip together with glue or tape to make a circle that fits nicely around your head.

Put some glue or sellotape on the folded tab of the ears and stick them to the paper crown. Press and hold until it sticks really well. Wait for the glue to dry completely before you wear them.

### Option C: Pipe Cleaners

Take 2 or 3 pipe cleaners and twist them together to make a circle that fits around your head.

Put some glue or sellotape on the folded tab of the ears and stick them firmly around the pipe cleaners. Press and hold until it sticks really well. Wait for the glue to dry completely before you wear them.



World Book Day® is a registered charity, company, and trademark.

