


IN PARTNERSHIP WITH



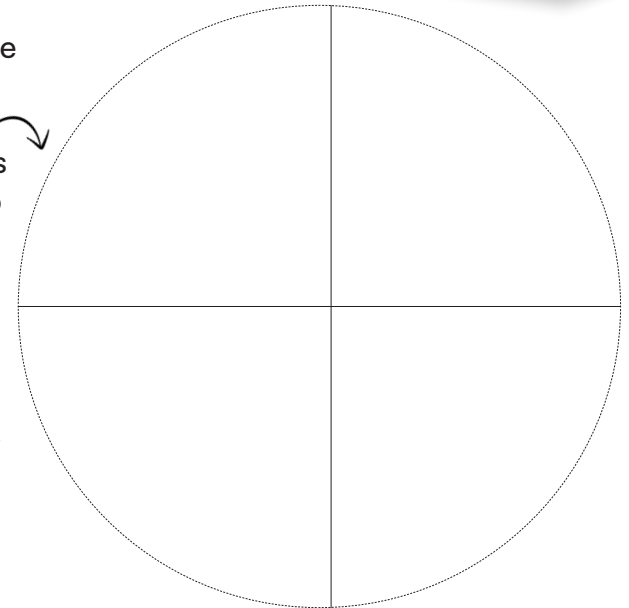

Make your own football kit!

You will need

- Colouring pens, pencils or crayons
- Glue or sticky tape
- Thin card
- Scissors
- A safety pin or velcro

Instructions

- Think about all the things that you are good at/favourite hobbies.
- Colour and decorate the emblem template with images that relate to these strengths. Don't forget to come up with a name for your team!
- Stick the emblem onto card to make it stronger. Then ask an adult to cut it out for you.
- Stick Velcro or tape a safety pin to the back of the card.
- Now you can pin your emblem to your t-shirt and start your own football team!




 **hachette**
CHILDREN'S GROUP



World Book Day® is a registered charity (no. 1079257) and registered company (no. 03783095) in the UK.

World Book Day and the associated logo are the registered trademarks of World Book Day Limited.

IN PARTNERSHIP WITH



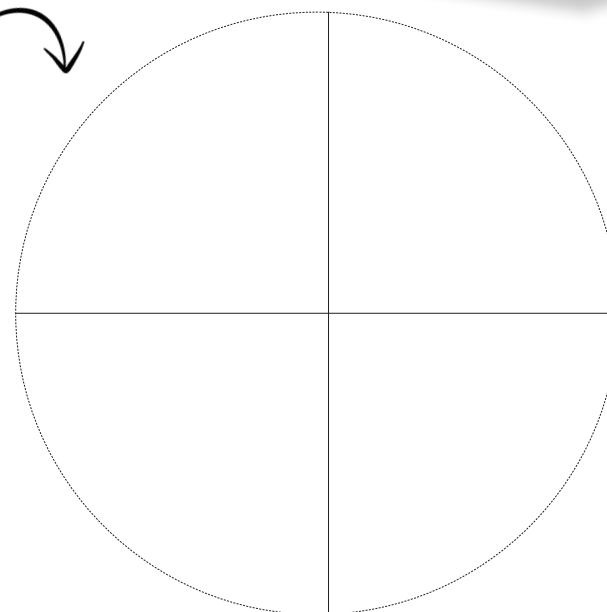

You will need

- Colouring pens, pencils or crayons
- Glue or sticky tape
- Thin card
- Scissors
- A safety pin or velcro

No printer, no problem Make your own football kit!

Instructions

- Draw the outline of an emblem onto a piece of card. The emblem/logo should be circular and divided into sections. Try drawing round a glass to get the curved edge.
- Think about all the things that you are good at/favourite hobbies.
- Colour and decorate the emblem template with images that relate to these strengths. Don't forget to come up with a name for your team!
- Stick the emblem onto card to make it stronger. Then ask an adult to cut it out for you.
- Stick Velcro or tape a safety pin to the back of the card.
- Now you can pin your emblem to your t-shirt and start your own football team!



 **hachette**
CHILDREN'S GROUP

