


Funny FACTopia! Activity Pack

Written by: Christopher Lloyd & Kate Olesin
Illustrated by: Andy Smith
Publisher: What on Earth!



About the book:


Welcome! You have landed in Funny FACTopia!, a world of hilarious, weird and amazing facts.

Every fact is connected in surprising and comical ways. Follow a trail that hops from facts about astronauts to facts about zebras, and from facts about candy floss to facts about kings and queens.


And there isn't just one trail through these facts. Sometimes your path branches, and you can choose to jump to a completely different (but still connected) part of Funny FACTopia!

Where will your curiosity take you?

If you liked
this then
try...



Editor: Christopher Lloyd
Publisher: What on Earth!



Author: Paige Towler
Illustrator: Andy Smith
Publisher: What on Earth!



Author: Dr Nick Crumpton
Illustrator: Adrienne Barman
Publisher: What on Earth!

About the authors:

Christopher Lloyd

Christopher Lloyd graduated from Cambridge University before starting his career as a journalist for *The Sunday Times*. In 2008, he wrote his debut book – the best-selling world history title *What on Earth Happened?*, which has now sold more than 500,000 copies and been translated into 15 languages.



In 2010, he founded the children's non-fiction publishing house What on Earth!, to help young people learn about the real world in a more interconnected way.

Kate Olesin

Kate Olesin is an author, editor and professional fun-fact finder. A former editor for National Geographic Kids Books, now Kate runs a book production business called WonderLab Group.



About the illustrator:

Andy Smith studied illustration at the University of Brighton and the Royal College of Art, London. His work combines illustration and typography to create images that have humour, energy and optimism executed with a handmade, tactile feel. Andy has illustrated the entire *FACTopia!* series for What on Earth!



World Book Day have worked with Coram Beanstalk and My Kind of Book to create activities that open the door to each book before the child even opens the front cover.



Book chat:

1. What's the funniest fact you've ever heard?
2. Would you rather find out a fact about astronaut nappies or farting zebras?
3. What do you think is the best way of finding out new facts or information? Can you think of 3 different ways you could do this?

A game you could play:

Fact or not?

See if you can trick your partner. Tell them three things, two of which are fake, and only one of which is true.

See if they can spot the one that is really true! Try to keep a totally straight face when you tell each one. For example:

"My granny used to live in a house that's now at the bottom of the sea."

"My dad went to school with [insert name of famous person]."

"I have 6 books about dinosaurs."



Activity 1:

Make your own fact trail to follow. Write some linked facts on pieces of paper and lay these out in a trail in your living room. Follow the trail by stepping from fact to fact. You could re-create one of the trails in the book or use other facts that you know.

Activity 2:

Create a family fact trail by laying family photos out on a table and adding your fun family facts. For example:

- This is dad. Dad likes chocolate ice cream.



- This is Auntie Liz. One time a seagull stole Auntie Liz's chocolate ice cream cone.



- This is Grandad. Grandad loves birds, even seagulls...