


What's in the basket?

Can you remember what tasty treat Little Red Riding Hood's mother had made for her to give to Grandmother? Draw it in the basket.

EXTENSION ACTIVITY

When children have finished drawing their cakes ask them to take turns to describe how their cake looks, tastes and feels. Is it soft, spongy, crispy or crunchy? Etc.




In association with



Activity sheet based on *Little Red Riding Hood*. Visit www.ladybird.com to see all the *First Favourite Tales* books published by Ladybird. © Ladybird Books Ltd MMXIII

The reading for fun charity

World Book Day® is a registered charity, company and trademark

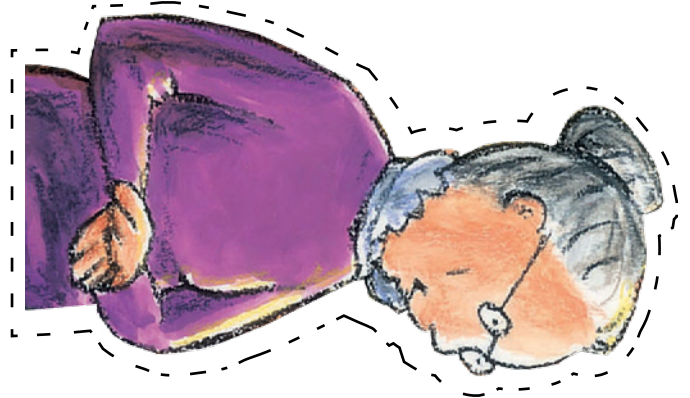



Act it out

Cut out the characters and stick them to pencils or lolly sticks to make puppets. Act out the story, or make up your own!

EXTENSION ACTIVITY

Can children use the puppets to act out a conversation between two of the imaginary characters? Encourage them to experiment with different voices.




In association with



Activity sheet based on *Little Red Riding Hood*. Visit www.ladybird.com to see all the *First Favourite Tales* books published by Ladybird. © Ladybird Books Ltd MMXIII

The reading for fun charity

World Book Day® is a registered charity, company and trademark



Story sequencing

Cut out the cards and put them into the correct order.

EXTENSION ACTIVITY

Using the cards as prompts, ask children what they can remember about the story. Can they retell the story in their own words? Can they make up a different ending?




Activity sheet based on *Little Red Riding Hood*. Visit www.ladybird.com to see all the *First Favourite Tales* books published by Ladybird. © Ladybird Books Ltd MMXIII

In association with



The reading for fun charity

World Book Day® is a registered charity, company and trademark



Spot the difference

Look carefully at the pictures. Can you spot **five differences** between them?

EXTENSION ACTIVITY

Play a game of 'spot the difference' using a selection of items on a tray. Let children examine them then, as they look away move or remove one or more of the items. Can children see what's changed?



Answers: The differences are: 1. The butterfly is missing; 2. Little Red Riding Hood's tights and shoes are yellow; 3. The flower is not in the wolf's paw; 4. The hedgehog is missing; 5. The cottage is blue.

In association with



Activity sheet based on *Little Red Riding Hood*. Visit www.ladybird.com to see all the *First Favourite Tales* books published by Ladybird. © Ladybird Books Ltd MMXIII

The reading for fun charity

World Book Day® is a registered charity, company and trademark